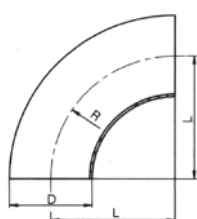


3A 卫生级焊接管件 3A Sanitary Welded Pipe-fittings

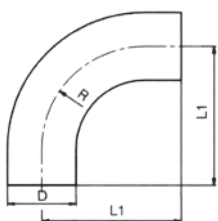


W2150



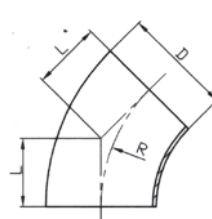
Short type

W2151



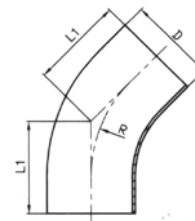
Long type

W2152



Short type

W2153



Long type

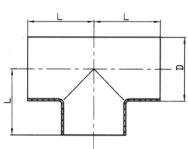
3A 焊接式 90° 弯头
3A Welded Elbow (90°)

Size	D	L	L1	R
1/2"	12.7	19.1	38	19.1
3/4"	19.1	28.5	38	28.5
1"	25.4	38.1	52.4	38.1
1 1/4"	31.8	47.7	69.7	47.7
1 1/2"	38.1	57.2	74.6	57.2
2"	50.8	76.2	103.2	76.2
2 1/2"	63.5	95.3	131.8	95.3
3"	76.2	114.3	160.3	114.3
4"	101.6	152.4	211.1	152.4
6"	152.4	228.6	280	228.6

3A 焊接式 45° 弯头
3A Welded Elbow (45°)

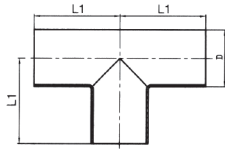
Size	D	L	L1	R
1/2"	12.7	7.9	19.3	19.1
3/4"	19.1	11.8	19.3	28.5
1"	25.4	15.8	30.1	38.1
1 1/4"	31.8	19.8	41.3	47.7
1 1/2"	38.1	23.8	41.3	57.2
2"	50.8	31.8	58.8	76.2
2 1/2"	63.5	39.7	76.2	95.3
3"	76.2	47.6	93.7	114.3
4"	101.6	63.5	122.2	152.4
6"	152.4	94.7	158.8	228.6

W2154



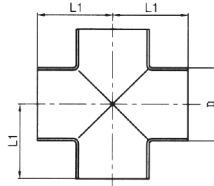
Short type

W2155



Long type

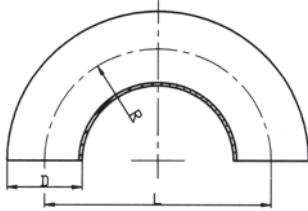
W2156



3A 焊接型三通、四通
3A Welded Tee & Cross

Size	D	L	L1
1/2"	12.7	38	38
3/4"	19.1	38	38
1"	25.4	28.5	47.6
1 1/4"	31.8	35	55
1 1/2"	38.1	42	57.2
2"	50.8	52.3	76.2
2 1/2"	63.5	59.5	76.2
3"	76.2	65.9	82.6
4"	101.6	87.4	98.4
6"	152.4	127	127

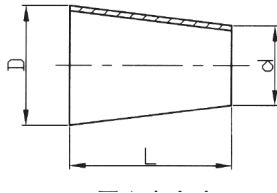
W2157



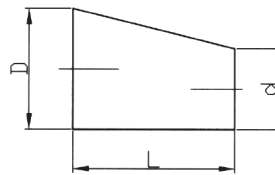
3A 焊接式 180° 弯头
3A Welded Elbow (180°)

Size	D	L	R
1"	25.4	76.2	38.1
1 1/2"	38.1	114.3	57.2
2"	50.8	152.4	76.2
2 1/2"	63.5	190.5	95.3
3"	76.2	228.6	114.3
4"	101.6	304.8	152.4

W2158



W2159



3A 焊接式大小头
3A Welded Reducer

Size	D	d	L
3/4"-1/2"	19.1	12.7	25.4
1"-1/2"	25.4	12.7	38.1
1"-3/4"	25.4	19.1	25.4
1 1/2"-1/2"	38.1	12.7	63.5
1 1/2"-3/4"	38.1	19.1	50.8
1 1/2"-1"	38.1	25.4	50.8
2"-1/2"	50.8	12.7	114.3
2"-3/4"	50.8	19.1	101.6
2"-1"	50.8	25.4	101.6
2"-1 1/2"	50.8	38.1	50.8
2 1/2"-1/2"	63.5	12.7	165
2 1/2"-3/4"	63.5	19.1	152.4
2 1/2"-1"	63.5	25.4	152.4
2 1/2"-1 1/2"	63.5	38.1	101.6
2 1/2"-2"	63.5	50.8	50.8
3"-1"	76.2	25.4	203.2
3"-1 1/2"	76.2	38.1	152.4
3"-2"	76.2	50.8	101.6
3"-2 1/2"	76.2	63.5	50.8
4"-1"	101.6	25.4	304.9
4"-1 1/2"	101.6	38.1	254
4"-2"	101.6	50.8	203.2
4"-2 1/2"	101.6	63.5	152.4
4"-3"	101.6	76.2	101.6
6"-3"	152.4	76.2	155.7
6"-4"	152.4	101.6	155.7





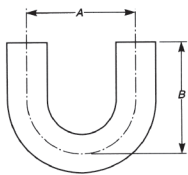
BPE 卫生级焊接管件 BPE Sanitary Welded Pipe-fittings



BPE 管件壁厚公差范围
Table DT-6 final tolerances for electropolished fittings and process components

Nominal Size in.	Wall Thickness	
	in.	mm
1/4"	+ 0.003/- 0.006	+ 0.08/- 0.15
3/8"	+ 0.003/- 0.006	+ 0.08/- 0.15
1/2"	+ 0.005/- 0.010	+ 0.13/- 0.25
3/4"	+ 0.005/- 0.010	+ 0.13/- 0.25
1"	+ 0.005/- 0.010	+ 0.13/- 0.25
1 1/2"	+ 0.005/- 0.010	+ 0.13/- 0.25
2"	+ 0.005/- 0.010	+ 0.13/- 0.25
2 1/2"	+ 0.005/- 0.010	+ 0.13/- 0.25
3"	+ 0.005/- 0.010	+ 0.13/- 0.25
4"	+ 0.008/- 0.012	+ 0.20/- 0.30
6"	+ 0.015/- 0.017	+ 0.38/- 0.43

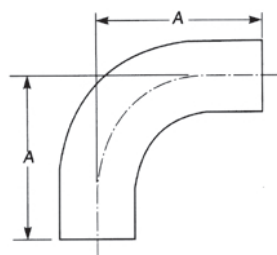
W2162



BPE 焊接弯头 (180°)
BPE Welded Elbow (180°)

Nominal Size in.	A		B	
	in.	mm	in.	mm
1/4"	4.500	114.3	2.625	66.7
3/8"	4.500	114.3	2.625	66.7
1/2"	4.500	114.3	3.000	76.2
3/4"	4.500	114.3	3.000	76.2
1"	3.000	76.2	3.000	76.2
1 1/2"	4.500	114.3	4.500	114.3
2"	6.000	152.4	5.000	127.0
2 1/2"	7.500	190.5	5.750	146.1
3"	9.000	228.6	6.500	165.1
4"	12.000	304.8	8.500	215.9
6"	18.000	457.2	11.500	292.1

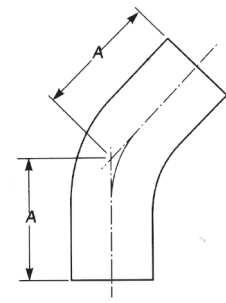
W2160



BPE 焊接式弯头 (90°)
BPE Welded Elbow (90°)

Nominal Size in.	A	
	in.	mm
1/4"	2.000	50.8
3/8"	2.000	50.8
1/2"	2.250	57.2
3/4"	2.250	57.2
1"	2.250	57.2
1 1/2"	2.500	63.5
2"	3.000	76.2
2 1/2"	3.375	85.7
3"	3.625	92.1
4"	4.500	114.3
6"	6.250	158.8

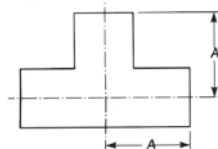
W2161



BPE 焊接式弯头 (45°)
BPE Welded Elbow (45°)

Nominal Size in.	A	
	in.	mm
1/4"	2.625	66.7
3/8"	2.625	66.7
1/2"	3.000	76.2
3/4"	3.000	76.2
1"	3.000	76.2
1 1/2"	3.750	95.3
2"	4.750	120.7
2 1/2"	5.500	139.7
3"	6.250	158.8
4"	8.000	203.2
6"	11.500	292.1

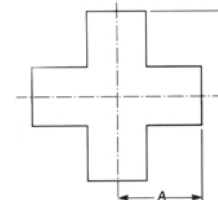
W2163



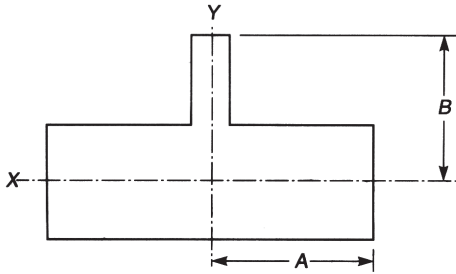
BPE 焊接式三通 / 四通
BPE Welded Tee and Cross

Nominal Size in.	A	
	in.	mm
1/4"	1.750	44.5
3/8"	1.750	44.5
1/2"	1.875	47.6
3/4"	2.000	50.8
1"	2.125	54.0
1 1/2"	2.375	60.3
2"	2.875	73.0
2 1/2"	3.125	79.4
3"	3.375	85.7
4"	4.125	104.8
6"	5.625	142.9

W2164



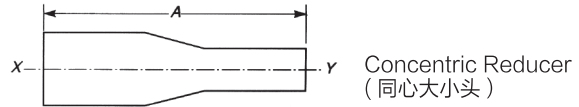
W2165



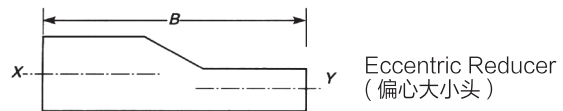
BPE 焊接式异径三通
BPE Welded Reducing Tee

Nominal Size, in.		A		B	
X	Y	in.	mm	in.	mm
3/8	1/4	1.750	44.5	1.750	44.5
1/2	1/4	1.875	47.5	1.875	47.6
1/2	3/8	1.875	47.6	1.875	47.6
3/4	1/4	2.000	50.8	2.000	50.8
3/4	3/8	2.000	50.8	2.000	50.8
3/4	1/2	2.000	50.8	2.000	50.8
1	1/4	2.125	54.0	2.125	54.0
1	3/8	2.125	54.0	2.125	54.0
1	1/2	2.125	54.0	2.125	54.0
1	3/4	2.125	54.0	2.125	54.0
1 1/2	1/2	2.375	60.3	2.375	60.3
1 1/2	3/4	2.375	60.3	2.375	60.3
1 1/2	1	2.375	60.3	2.375	60.3
2	1/2	2.875	73.0	2.625	66.7
2	3/4	2.875	73.0	2.625	66.7
2	1	2.875	73.0	2.625	66.7
2	1 1/2	2.875	73.0	2.625	66.7
2 1/2	1/2	3.125	79.4	2.875	73.0
2 1/2	3/4	3.125	79.4	2.875	73.0
2 1/2	1	3.125	79.4	2.875	73.0
2 1/2	1 1/2	3.125	79.4	2.875	73.0
2 1/2	2	3.125	79.4	2.875	73.0
3	1/2	3.375	85.7	3.125	79.4
3	3/4	3.375	85.7	3.125	79.4
3	1	3.375	85.7	3.125	79.4
3	1 1/2	3.375	85.7	3.125	79.4
3	2	3.375	85.7	3.125	79.4
3	2 1/2	3.375	85.7	3.125	79.4
4	1/2	4.125	104.8	3.625	92.1
4	3/4	4.125	104.8	3.625	92.1
4	1	4.125	104.8	3.625	92.1
4	1 1/2	4.125	104.8	3.625	92.1
4	2	4.125	104.8	3.875	98.4
4	2 1/2	4.125	104.8	3.875	98.4
4	3	4.125	104.8	3.875	98.4
6	3	5.625	142.9	4.875	123.8
6	4	5.625	142.9	5.125	130.2


W2166



W2167



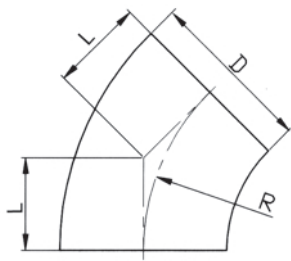
Nominal Size, in.		A		B	
X	Y	in.	mm	in.	mm
3/8	1/4	3.250	82.6	4.000	101.6
1/2	1/4	3.250	82.6	4.000	101.6
1/2	3/8	3.250	82.6	4.000	101.6
3/4	1/4	3.250	82.6	4.000	101.6
3/4	3/8	3.250	82.6	4.000	101.6
3/4	1/2	4.000	101.6	4.000	101.6
1	1/4	4.500	114.3	4.500	114.3
1	3/8	4.500	114.3	4.500	114.3
1	1/2	4.500	114.3	4.500	114.3
1	3/4	4.000	101.6	4.000	101.6
1 1/2	1/2	5.500	139.7	5.500	139.7
1 1/2	3/4	5.000	127.0	5.000	127.0
1 1/2	1	5.000	127.0	5.000	127.0
2	1/2	7.750	196.9	7.750	196.9
2	3/4	7.250	184.2	7.250	184.2
2	1	7.250	184.2	7.250	184.2
2	1 1/2	5.250	133.4	5.250	133.4
2 1/2	1/2	9.750	247.7	9.750	247.7
2 1/2	3/4	9.250	235.0	9.250	235.0
2 1/2	1	9.250	235.0	9.250	235.0
2 1/2	1 1/2	7.250	184.2	7.250	184.2
2 1/2	2	5.500	139.7	5.500	139.7
3	1	11.250	285.8	11.250	285.8
3	1 1/2	9.250	235.0	9.250	235.0
3	2	7.500	190.5	7.500	190.5
3	2 1/2	5.500	139.7	5.500	139.7
4	1	15.500	393.7	15.500	393.7
4	1 1/2	13.500	342.9	13.500	342.9
4	2	11.750	298.5	11.750	298.5
4	2 1/2	9.750	247.7	9.750	247.7
4	3	7.750	196.9	7.750	196.9
6	3	10.000	254.0	9.750	247.7
6	4	10.000	254.0	10.000	254.0



DIN 卫生级焊接管件

DIN Sanitary Welded Pipe-fittings

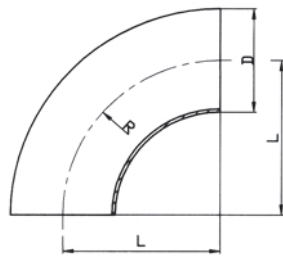
W2168



DIN 焊接式弯头 (45°)
DIN Welded Elbow (45°)

Size	D	L	R
DN10	12	10.7	26
DN15	18	14.5	35
DN20	22	16.5	40
DN25	28	20.7	50
DN32	34	22.8	55
DN40	40	24.8	60
DN50	52	29	70
DN65	70	33.2	80
DN80	85	37.3	90
DN100	104	41.5	100
DN125	129	77.5	187
DN150	154	93.2	225

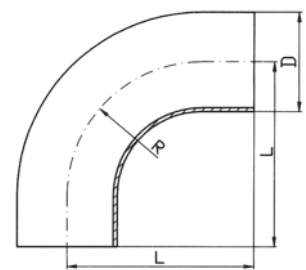
W2169



DIN 焊接式弯头 (90°)
DIN Welded Elbow (90°)

Size	D	L	R
DN10	12	26	26
DN15	18	35	35
DN20	22	40	40
DN25	28	50	50
DN32	34	55	55
DN40	40	60	60
DN50	52	70	70
DN65	70	80	80
DN80	85	90	90
DN100	104	100	100
DN125	129	187	187
DN150	154	225	225
DN200	204	300	300

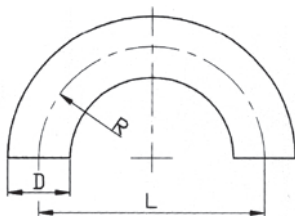
W2170



DIN 加直端焊接式弯头 (90°)
DIN Welded Elbow (90°)
with straight end

Size	D	L	R
DN10	12	40	26
DN15	18	47	35
DN20	22	52	40
DN25	28	70	50
DN32	34	78	55
DN40	40	85	60
DN50	52	97	70
DN65	70	110	80
DN80	85	118	90
DN100	104	140	100
DN125	129	227	187
DN150	154	265	225

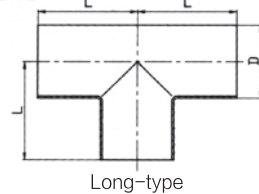
W2171



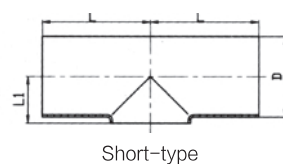
DIN 焊接式弯头 (180°)
DIN Welded Elbow (180°)

Size	D	L	R
DN25	28	100	50
DN32	34	110	55
DN40	40	120	60
DN50	52	140	70
DN65	70	160	80
DN80	85	180	90
DN100	104	200	100

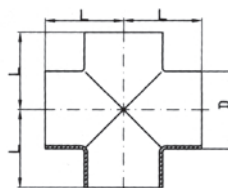
W2172



W2173



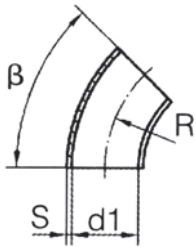
W2174



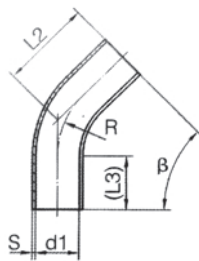
DIN 焊接式三通 / 四通
DIN Welded Tee/ Cross

Size	D	L	L1
DN10	12	26	7.5
DN15	18	35	10.5
DN20	22	40	12.5
DN25	28	50	16
DN32	34	55	19.5
DN40	40	60	22.5
DN50	52	70	30
DN65	70	80	39.5
DN80	85	90	47.5
DN100	104	100	58
DN125	129	187	70.5
DN150	154	225	83

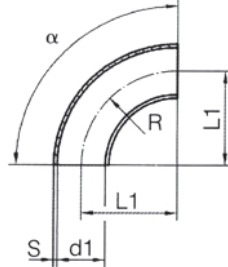
W2175



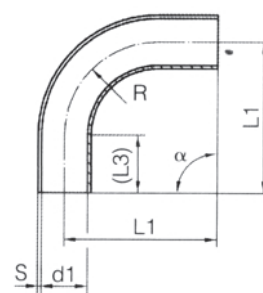
W2176



W2177



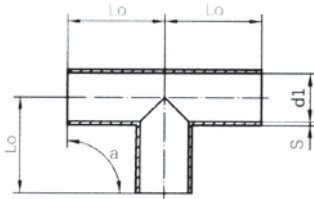
W2178



DIN 11850 系列 2 焊接式弯头
DIN11850 Series 2 Welded Elbow

Size	OD*t	d1	S	R	L0	L1	L2	L3	L4
10	13×1.5	10	1.5	26	26	51	35.8	25	52
15	19×1.5	16	1.5	35	35	60	39.5	25	70
20	23×1.5	20	1.5	40	40	65	41.6	25	80
25	29×1.5	26	1.5	50	50	90	60.7	40	100
32	35×1.5	32	1.5	55	55	95	62.8	40	110
40	41×1.5	38	1.5	60	60	100	64.9	40	120
50	53×1.5	50	1.5	70	70	110	69	40	140
65	70×2.0	66	2.0	80	80	120	73.1	40	160
80	85×2.0	81	2.0	90	90	145	92.3	55	180
100	104×2.0	100	2.0	100	100	155	96.4	55	200
125	129×2.0	125	2.0	187.5	187.5	245	135.2	57.5	375
150	154×2.0	150	2.0	225	225	-	-	-	-
200	204×2.0	200	2.0	300	300	-	-	-	-

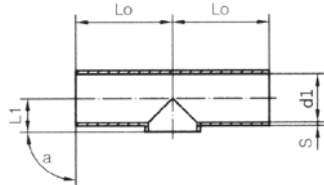
W2179




DIN 11850 系列 2 焊接式三通
DIN11850 Series 2 welded tee

Size	OD*t	d1	S	L0	L1
10	13×1.5	10	1.5	35	-
15	19×1.5	16	1.5	35	11.0±0.5
20	23×1.5	20	1.5	40	13.0±0.5
25	29×1.5	26	1.5	50	16.0±0.75
32	35×1.5	32	1.5	55	19.5±0.75
40	41×1.5	38	1.5	60	23.0±1
50	53×1.5	50	1.5	70	30.0±1
65	70×2.0	66	2.0	80	40.0±1.5
80	85×2.0	81	2.0	90	47.5±1.5
100	104×2.0	100	2.0	100	58.0±1.5
125	129×2.0	125	2.0	187.5	74.0±3
150	154×2.0	150	2.0	225	90.0±3
200	204×2.0	200	2.0	300	115.0±3.75

W2180



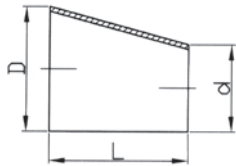


DIN 卫生级焊接管件

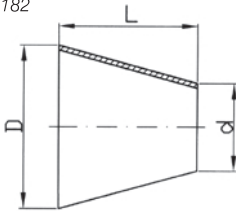
DIN Sanitary Welded Pipe-fittings



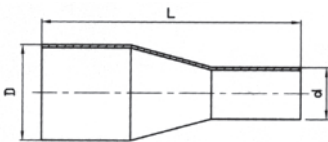
W2181



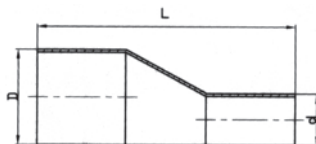
W2182



W2183



W2184



DIN 短型大小头
DIN Short-type Welded Reducer

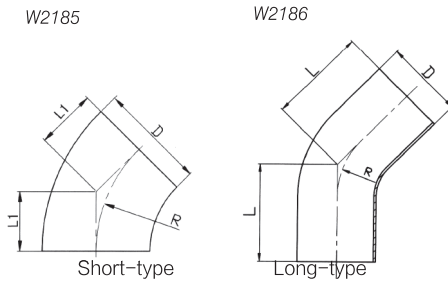
Size	D	d	L	Size	D	d	L
DN15-DN10	18	12	11	DN65-DN32	70	34	62
DN20-DN10	22	12	18	DN65-DN40	70	40	51
DN20-DN15	22	18	7	DN65-DN50	70	52	29
DN25-DN15	28	18	18	DN80-DN40	85	40	78
DN25-DN20	28	22	11	DN80-DN50	85	52	56
DN32-DN20	34	22	22	DN80-DN65	85	70	27
DN32-DN25	34	28	11	DN100-DN50	104	52	90
DN40-DN20	40	22	33	DN100-DN65	104	70	61
DN40-DN25	40	28	22	DN100-DN80	104	85	34
DN40-DN32	40	34	11	DN125-DN80	129	85	80
DN50-DN25	52	28	44	DN125-DN100	129	104	45
DN50-DN32	52	34	33	DN150-DN100	154	104	90
DN50-DN40	52	40	22	DN150-DN125	154	129	45
DN65-DN25	70	28	73	DN200-DN150	204	154	90

DIN 长型大小头
DIN Long-type Welded Reducer

Size	D	d	L	Size	D	d	L
DN25-DN15	22	18	60	DN65-DN40	70	40	120
DN25-DN20	28	22	60	DN65-DN50	70	52	130
DN32-DN20	34	22	80	DN80-DN40	85	40	140
DN32-DN25	34	28	80	DN80-DN50	85	52	125
DN40-DN20	40	22	102	DN80-DN65	85	70	120
DN40-DN25	40	28	102	DN100-DN50	104	52	160
DN40-DN32	40	34	88	DN100-DN65	104	70	127
DN50-DN25	52	28	115	DN100-DN80	104	85	120
DN50-DN32	52	34	129	DN125-DN80	129	85	150
DN50-DN40	52	40	113	DN125-DN100	129	104	150
DN65-DN25	70	28	125	DN150-DN100	154	104	170
DN65-DN32	70	34	125	DN150-DN125	154	129	170

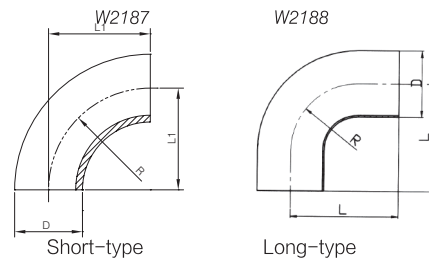
SMS/DS 卫生级焊接管件

SMS/DS Sanitary Welded Pipe-fittings



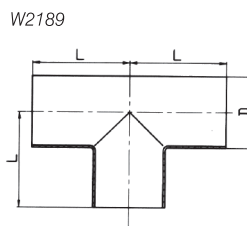
SMS/DS 焊接弯头 (45°)
SMS/DS Welded Elbow (45°)

Size	D	L	L1	R
1"	25.4	45	15.8	25
1 1/4"	31.8	53.3	19.8	32
1 1/2"	38.1	56.7	23.7	38
2"	50.8	63.3	31.6	51
2 1/2"	63.5	80.8	39.5	63.5
3"	76.2	82	47.3	76
4"	101.6	108.9	63.1	150




SMS/DS 焊接弯头 (90°)
SMS/DS Welded Elbow(90°)

Size	D	L	L1	R
1"	25	55	38.1	25
1 1/4"	32	64	47.7	32
1 1/2"	38	70	57.2	38
2"	51	82	76.2	51
2 1/2"	63.5	105	95.3	63.5
3"	76	110	114.3	76
4"	101.6	150	152.4	150



SMS/DS 长型焊接三通
SMS-DS Long type Welded Tee

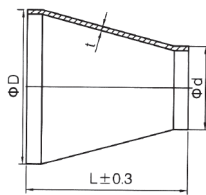
Size	D	L
1"	25	55
1 1/4"	32	64
1 1/2"	38	70
2"	51	82
2 1/2"	63.5	105
3"	76	110
4"	101.6	150



SMS/DS 卫生级焊接管件

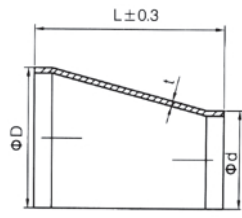
SMS/DS Sanitary Welded Pipe-fittings

W2190



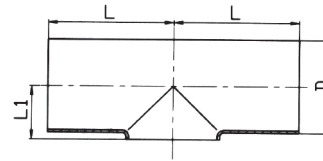
同心大小头
Conantric Reducer

W2191

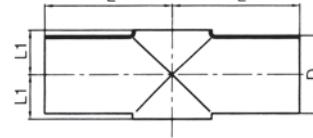


偏心大小头
Eccentric Reducer

W2192



W2193



SMS/DS 焊接式大小头
SMS/DS Welded Reducer

Size	D	d	L
0.75"/0.5"	19.1	12.7	28
1"/0.5"	25	12.7	30
1"/0.75"	25	19.1	30
1.25"/1"	32	25	33
1.5"/1"	38	25	39
1.5"/1.25"	38	32	39
2"/1"	51	25	57
2"/1.25"	51	32	57
2"/1.5"	51	38	39
2.5"/1"	63.5	25	57
2.5"/1.25"	63.5	32	57
2.5"/1.5"	63.5	38	57
2.5"/2"	63.5	51	39
3"/1"	76.2	25	74
3"/1.25"	76.2	32	74
3"/1.5"	76.2	38	74
3"/2"	76.2	51	57
3"/2.5"	76.2	63.5	39
4"/1.5"	101.6	38	95
4"/2"	101.6	51	95
4"/2.5"	101.6	63.5	78
4"/3"	101.6	76.2	60

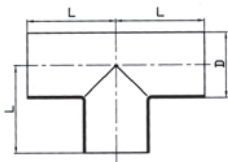
SMS/DS 短型焊接三通 / 四通
SMS-DS Short type Welded Tee and Cross

Size	D	L	L1
1"	25	55	14.5
1 1/4"	32	64	19.5
1 1/2"	38	70	21.5
2"	51	82	29.5
2 1/2"	63.5	105	36
3"	76	110	43
4"	101.6	150	57



ISO/IDF 卫生级焊接管件 ISO/IDF Sanitary Welded Pipe-fittings

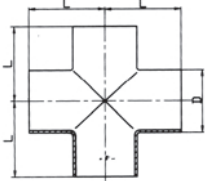
W2194



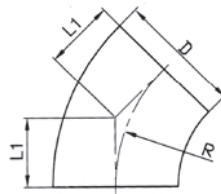
ISO/IDF 焊接式三通 / 四通
ISO/IDF Welded Tee/ Cross

Size	D	L
25	25.4	33.5
32	31.8	38
38	38.1	48.5
51	50.8	60.5
63	63.5	83.5
76	76.2	88.5
89	89	103.5
102	101.6	127
127	127	190.5
152	152.4	228.6

W2195



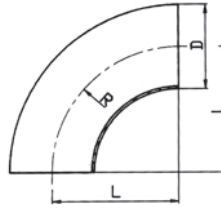
W2196



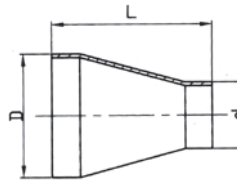
ISO/IDF 焊接式弯头
ISO/IDF Welded Elbow

Size	D	L	L1	R
12.7	12.7	19.1	7.9	19.1
19	19.1	28.5	11.8	28.5
25	25.4	33.5	13.9	33.5
32	31.8	38	15.7	38
38	38.1	48.5	20.1	48.5
45	45	57.5	23.8	57.5
51	50.8	60.5	25.1	60.5
57	57	68	28.1	68
63	63.5	83.5	34.6	83.5
76	76.2	88.5	36.7	88.5
89	89	103.5	42.9	103.5
102	101.6	127	52.6	127
108	108	152	63	152
114.3	114.3	152	63	152
133	133	190	78.7	190
159	159	228.5	94.9	228.6
204	204	300	124.3	300
219	219	305	126.4	302
254	254	372	155.4	375
304	304	450	186.4	450

W21957



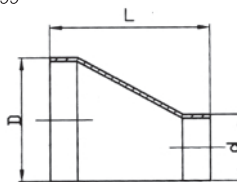
W2198




ISO/IDF 焊接式大小头
ISO/IDF Welded reducer

Size	D	d	L
1"-3/4"	25.4	19.1	38
1 1/4"-1"	31.8	25.4	50
1 1/2"-1"	38.1	25.4	50
1 1/2"-1 1/4"	38.1	31.8	50
2"-1"	50.8	25.4	67
2"-1 1/4"	50.8	31.8	67
2"-1 1/2"	50.8	31.8	67
2 1/2"-1"	63.5	25.4	67
2 1/2"-1 1/2"	63.5	38.1	67
2 1/2"-2"	63.5	50.8	67
3"-1 1/2"	76.2	38.1	67
3"-2"	76.2	50.8	67
3"-2 1/2"	76.2	63.5	67
3 1/2"-2"	89	50.8	67
3 1/2"-2 1/2"	89	63.5	67
3 1/2"-3"	89	76.2	76
4"-2"	101.6	50.8	87
4"-2 1/2"	101.6	63.5	87
4"-3"	101.6	76.2	87
4"-3 1/2"	101.6	89	87

W2199

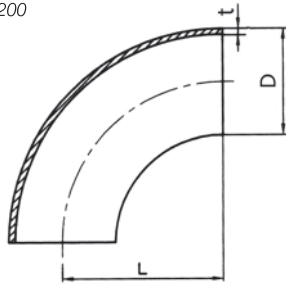




ISO1127 卫生级焊接管件

ISO1127 Sanitary Welded Pipe-fittings

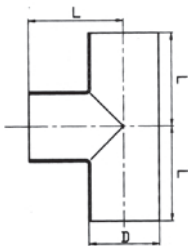
W2200



ISO1127 焊接式弯头 (90°)
ISO1127 Welded Elbow (90°)

Size	A	L	t	
21.3	21.3	38	2	2.5
26.9	26.9	38	2	2.5
33.7	33.7	38	2	3
42.4	42.4	48	2	3
48.3	48.3	57	2	3
60.3	60.3	76	2	3
76.1	76.1	95	2	3
88.9	88.9	114	2	3
101.6	101.6	133	2	3
114.3	114.3	152	2	3

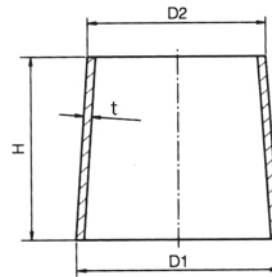
W2202



ISO1127 焊接式三通
ISO1127 Welded Tee

Size	D	L	t	
			1	2
21.3	21.3	25	2	2.5
26.9	26.9	29	2	2.5
33.7	33.7	38	2	3
42.4	42.4	48	2	3
48.3	48.3	57	2	3
60.3	60.3	64	2	3
76.1	76.1	76	2	3
88.9	88.9	86	2	3
101.6	101.6	100	2	3
114.3	114.3	105	2	3
129	129	124	2	3
139	139.7	124	2	3
154	154	143	2	3
168	168.3	143	2	3
219	219.1	178	2	3

W2201



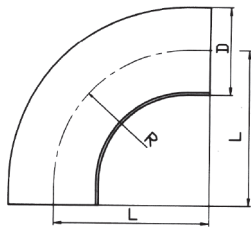
ISO1127 焊接式大小头
ISO1127 Welded Reducer

Size	D1	D2	H	t	Size	D1	D2	H	t
17.2	17.2	13.7	38	2	101.6	101.6	33.7	98	2
21.3	21.3	13.7	38	2			42.4		
		17.2		3			48.3		
26.9	26.9	13.7	51	2	60.3				
		17.2			3	76.1			
		21.3		2	88.9				
33.7	33.7	13.7	51	2	33.7				
		17.2			3	42.4			
		21.3		102	2	48.3			
		26.9				3	60.3		
		17.2				3	76.1		
42.4	42.4	21.3	51	2	88.9				
		26.9			3	101.6			
		33.7		139.7	127	42.4			
		17.2				2	48.3		
48.3	48.3	21.3	64	2	60.3				
		26.9			3	76.1			
		33.7		140	2	88.9			
		42.4				3	101.6		
		17.2				168.3	140	114.3	
		21.3						3	48.3
60.3	60.3	26.9	76	2	60.3				
		33.7			3	76.1			
		42.4		219.1	152	2	101.6		
		48.3					3	114.3	
		21.3				169.3	2	139.7	
		26.9						3	60.3
		33.7						3	76.1
76.1	76.1	42.4	89	2	88.9				
		48.3			3	101.6			
		60.3		88.9	89	2	114.3		
		21.3					3	139.7	
		26.9				3	169.3		
88.9	88.9	42.4	89	2	48.3				
		48.3			3	60.3			
		60.3		76.1	2	76.1			
		21.3				3	88.9		

BS4825 卫生级焊接管件 BS4825 Sanitary Welded Pipe-fittings



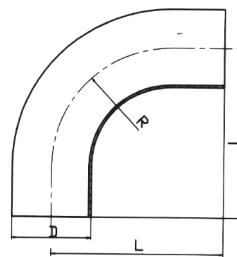
W2203



BS4825 焊接式弯头 (90°)
BS4825 Welded Elbow (90°)

Size	D	L	R
1"	25.4	43.5	38.1
1 1/2"	31.8	53.5	47.7
1 1/2"	38.1	63.5	57.2
2"	50.8	88.5	76.2
2 1/2"	63.5	113.5	95.3
3"	76.2	133.5	114.3
4"	101.6	173.5	152.4

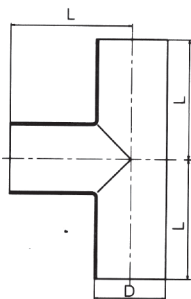
W2204



BS4825 加直端焊接式弯头 (90°)
BS4825 Welded Elbow (90°)
with Straight End

Size	D	L	R
1/2"	12.7	45	19.1
5/8"	15.9	55	23.8
3/4"	19.1	60	29.6
1"	25.4	65	38.1
1 1/4"	31.8	75	47.7
1 1/2"	38.1	85	57.2
2"	50.8	110	76.2
2 1/2"	63.5	135	95.3
3"	76.2	155	114.3
4"	101.6	195	152.4
4 1/2"	114.3	210	171.5
5 1/2"	139.7	250	209.6
6 5/8"	168.3	295	252.5
8 5/8"	219.1	370	328.7

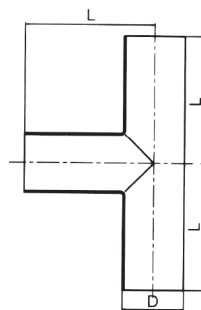
W2205



BS4825 焊接式三通
BS4825 Welded Tee

Size	D	L
1"	25.4	43.5
1 1/4"	31.8	53.5
1 1/2"	38.1	63.5
2"	50.8	88.5
2 1/2"	63.5	113.5
3"	76.2	133.5
4"	101.6	173.5

W2206



BS4825 长型焊接三通
BS4825 Long-type Welded Tee

Size	D	L
1/2"	12.7	45
5/8"	15.9	55
3/4"	19.1	60
1"	25.4	65
1 1/4"	31.8	75
1 1/2"	38.1	85
2"	50.8	110
2 1/2"	63.5	135
3"	76.2	155
4"	101.6	195
4 1/2"	114.3	210
5 1/2"	139.7	250
6 5/8"	168.3	295
8 5/8"	219.1	370